











ENCORE *Events*

RENTALS

Table Matrix

How to use the Table Matrix:

1. At the top of the matrix, locate the table size you will be using.
2. Then follow down the column until you locate the desired effect you want to linen to produce.
3. Staying in the proper column, move across to the far left side of the matrix
4. You now have located the linen size to order for the desired table/effect you want.

Table Size →										
Linens Size ↓	72" Round	66" Round	60" Round	48" Round	36" Kiosk	30" Kiosk	30" Round	8'x30" Banquet	6'x30" Banquet	4'x30" Banquet
90" Round	9" Drop	12" Drop	15" Drop	21" Drop	27" Drop	30" Drop	To the Floor	--	--	--
108" Round	18" Drop	21" Drop	24" Drop	To the Floor	36" Drop	39" Drop	Tuck 9"	--	--	--
120" Round	24" Drop	27" Drop	To the Floor	Tuck 6"	42" Drop	To the Floor	Tuck 15"	--	--	--
132" Round	To the Floor	Tuck 3"	Tuck 6"	Tuck 12"	Tuck Sash	Tuck Sash	--	--	--	--
10' Banquet 60" x 120"	--	--	--	--	--	--	--	15" Drop	15" sides 24" ends	15" sides 40" ends
12' Banquet 72" x 144"	--	--	--	--	--	--	--	21" Drop	21" sides 36" ends	21" sides 48" ends
6' Drape 90" x 132"	--	--	--	--	--	--	--	--	To the Floor	30" sides Tuck ends
8' Kg Drape 90" x 156"	--	--	--	--	--	--	--	To the Floor	30" sides Tuck ends	30" sides Tuck ends
8' Kg Drape 108" x 156"	--	--	--	--	--	--	--	Tuck sides 30" ends	Tuck	Tuck
54" x 54" Square	Topper	Topper	Topper	Topper	Topper	Topper	Topper	Topper	Topper	Topper
72" x 72" Square	Topper	Topper	Topper	Topper	Topper	Topper	--	Topper	Topper	Topper
84" x 84" Square	Topper	Topper	Topper	--	Topper	Topper	--	Topper	Topper	Topper
90" x 90" Square	Topper	Topper	Topper	--	Topper	Topper	--	Topper	Topper	Topper

Notes:

- 36" Card Tables: Use 108" or 90" Rounds
- Table Umbrella Holes: 1 3/4" **Must use garden linens
- You can also calculate the size of the linen based on the dimensions of the table.
 - For linens to the floor add inches from the ground to the table top + inches across the width of the table + inches from the table top to the ground for the width. Do the same for the length.